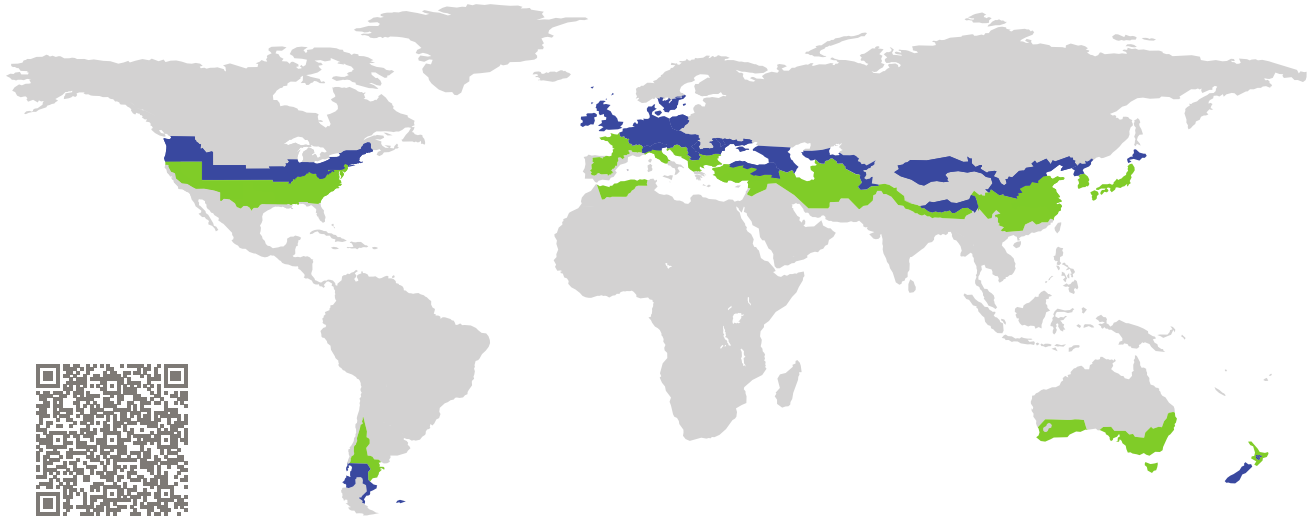


# CERTIFICATE

Certified Passive House Component

Component-ID 0783vs03 valid until 31st December 2020

Passive House Institute  
Dr. Wolfgang Feist  
64283 Darmstadt  
Germany



Category: **Air handling unit with heat recovery**

Manufacturer: **Dantherm A/S  
Denmark**

Product name: **Dantherm HCC 2**

Specification: Airflow rate < 600 m<sup>3</sup>/h

Heat exchanger: Recuperative

**This certificate was awarded based on the product meeting the following main criteria**

Heat recovery rate  $\eta_{HR} \geq 75\%$

Specific electric power  $P_{el,spec} \leq 0.45 \text{ Wh/m}^3$

Leakage < 3%

Comfort Supply air temperature  $\geq 16.5^\circ\text{C}$  at outdoor air temperature of  $-10^\circ\text{C}$

Airflow range

70–140 m<sup>3</sup>/h

Heat recovery rate

$\eta_{HR} = 93\%$

Specific electric power

$P_{el,spec} = 0.37 \text{ Wh/m}^3$

cool, temperate climate



**CERTIFIED  
COMPONENT**

Passive House Institute

**Passive House comfort criterion**

A minimum supply air temperature of 16.5 °C is maintained at an outdoor air temperature of -10 °C.

**Efficiency criterion (heat recovery rate)**

The effective heat recovery rate is measured at a test facility using balanced mass flows of the outdoor and exhaust air. The boundary conditions for the measurement are documented in the testing procedure.

$$\eta_{HR} = \frac{(\theta_{ETA} - \theta_{EHA}) + \frac{P_{el}}{\dot{m} \cdot c_p}}{(\theta_{ETA} - \theta_{ODA})}$$

With

- $\eta_{HR}$  Heat recovery rate in %
- $\theta_{ETA}$  Extract air temperature in °C
- $\theta_{EHA}$  Exhaust air temperature in °C
- $\theta_{ODA}$  Outdoor air temperature in °C
- $P_{el}$  Electric power in W
- $\dot{m}$  Mass flow in kg/h
- $c_p$  Specific heat capacity in Wh/(kg K)

**Heat recovery rate**

$$\eta_{HR} = 93\%$$

**Efficiency criterion (electric power)**

The overall electrical power consumption of the device is measured at the test facility at an external pressure of 100 Pa (50 Pa, respectively, for the intake and outlet). This includes the general electrical power consumption for operation and control but not for frost protection.

**Specific electric power**

$$P_{el,spec} = 0.37 \text{ Wh/m}^3$$

**Efficiency ratio**

The efficiency ratio provides information about the overall energy performance of the respective ventilation unit. It specifies the achieved reduction in ventilation heat losses by using a ventilation unit with heat recovery rather than without.

**Efficiency ratio**

$$\epsilon_L = 0.70$$

## Leakage

The leakage airflow must not exceed 3 % of the average airflow of the unit's operating range.

Internal leakage	External leakage
0.69 %	0.48 %

## Settings and airflow balance

It must be possible to adjust the balance of airflows at the unit itself (either between the exhaust and the outdoor airflows or between the supply and the extract airflows, if the unit is respectively placed inside or outside of the insulated thermal envelope of the building).

- This unit is certified for airflow rates of 70–140 m<sup>3</sup>/h.
- Balancing the airflow rates of the unit is possible.
- The user should have at least all the following setting options:
  - ✓ Switching the system on and off.
  - ✓ Synchronized adjustment of the supply and extract airflows to basic ventilation (70–80 %), standard ventilation (100 %) and increased ventilation (130 %) with a clear indication of the current setting.
- The device has a standby power consumption of 4.20 W. The target value of 1 W was exceeded. The device should be equipped with an additional external switch so that it can be disconnected from the mains, if required.
- After a power failure, the device will automatically resume operation.

## Acoustical testing

The required limit for the sound power level of the device is 35 dB(A) in order to limit the sound pressure level in the installation room. The sound level target value of less than 25 dB(A) in living spaces and less than 30 dB(A) in functional spaces must be ensured by installing commercial silencers. The following sound power levels are met at an airflow rate of 140 m<sup>3</sup>/h:

Device	Duct			
	Outdoor	Supply air	Extract air	Exhaust air
52.8 dB(A)	53.0 dB(A)	68.4 dB(A)	53.2 dB(A)	69.3 dB(A)

- The unit does not fulfil the requirements for the sound power level. The unit must therefore be installed acoustically separated from living areas.
- One example of suitable silencers for supply and extract air ducts is mentioned in the detailed test report or can be obtained from the manufacturer. It is recommended to identify suitable silencers for each individual project.

## Indoor air quality

This unit is to be equipped with the following filter qualities:

Outdoor air filter	Extract air filter
ISO ePM1 50%	ISO Coarse 60%

On the outdoor air side, the filter efficiency of ISO ePM1 50% (F7 according to EN 779) or better is recommended. For the extract air side, a filter efficiency of at least ISO Coarse 60% (G4 according to EN 779) is recommended. If not in standard configuration, the recommended filter is available as an accessory part.

## **Frost protection**

Appropriate measures should be taken to prevent the heat exchanger and optional downstream hydraulic heater coil from getting damaged by frost during extreme winter temperatures ( $-15^{\circ}\text{C}$ ). It must be ensured that the unit's ventilation performance is not affected during frost protection cycles.

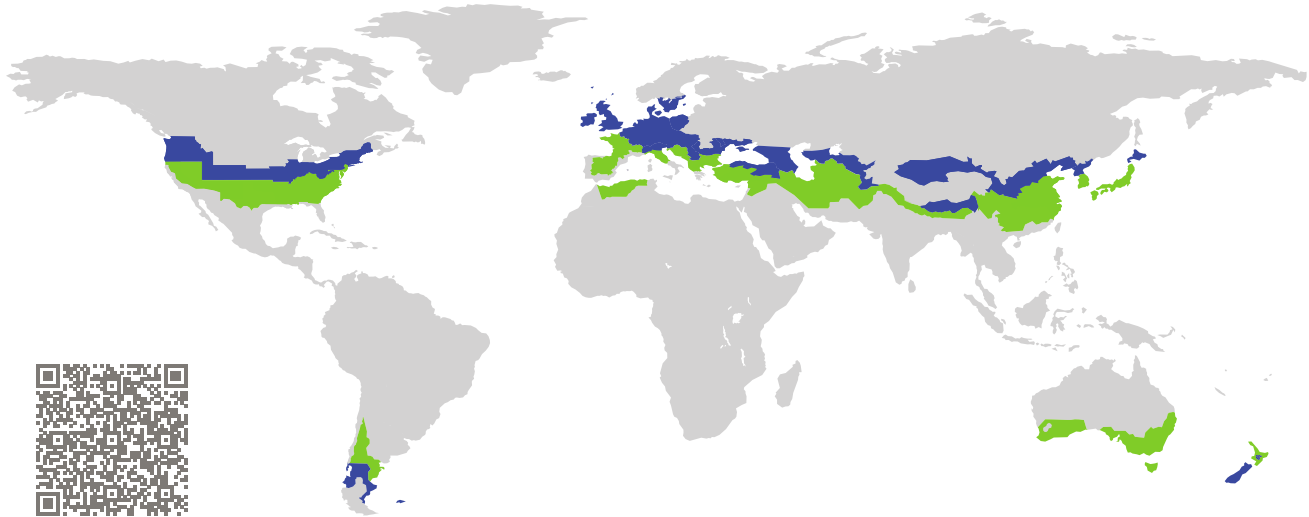
- Frost protection of the heat exchanger:
  - ✓ The default frost protection strategy set by producer of the unit is not according to the Passive House Institute's requirements. For the purposes of the measurements during certification process was the investigated ventilation unit equipped with the external preheater Dantherm EKA 125-0.9-1f.
- Frost protection of downstream hydraulic heater coils:
  - ✓ In order to protect a downstream hydraulic supply air heater, an undershooting of  $5^{\circ}\text{C}$  supply air temperature leads to a shutdown of the unit. In this case the display will show an error: „E11: supply temp  $<5^{\circ}\text{C}$ “.

# CERTIFICATE

Certified Passive House Component

Component-ID 1444vs03 valid until 31st December 2020

Passive House Institute  
Dr. Wolfgang Feist  
64283 Darmstadt  
Germany



Category: **Air handling unit with heat recovery**

Manufacturer: **Dantherm A/S  
Denmark**

Product name: **Dantherm HCV400-P1**

Specification: Airflow rate < 600 m<sup>3</sup>/h

Heat exchanger: Recuperative

**This certificate was awarded based on the product meeting the following main criteria**

Heat recovery rate  $\eta_{HR} \geq 75\%$

Specific electric power  $P_{el,spec} \leq 0.45 \text{ Wh/m}^3$

Leakage < 3%

Comfort Supply air temperature  $\geq 16.5\text{ °C}$  at outdoor air temperature of  $-10\text{ °C}$

Airflow range

80–190 m<sup>3</sup>/h

Heat recovery rate

$\eta_{HR} = 92\%$

Specific electric power

$P_{el,spec} = 0.35 \text{ Wh/m}^3$

cool, temperate climate



**CERTIFIED  
COMPONENT**

Passive House Institute

### Passive House comfort criterion

A minimum supply air temperature of 17.5 °C is maintained at an outdoor air temperature of -10 °C. This comfort criterion was fulfilled by use of an external electrical preheater.

### Efficiency criterion (heat recovery rate)

The effective heat recovery rate is measured at a test facility using balanced mass flows of the outdoor and exhaust air. The boundary conditions for the measurement are documented in the testing procedure.

$$\eta_{HR} = \frac{(\theta_{ETA} - \theta_{EHA}) + \frac{P_{el}}{\dot{m} \cdot c_p}}{(\theta_{ETA} - \theta_{ODA})}$$

With

- $\eta_{HR}$  Heat recovery rate in %
- $\theta_{ETA}$  Extract air temperature in °C
- $\theta_{EHA}$  Exhaust air temperature in °C
- $\theta_{ODA}$  Outdoor air temperature in °C
- $P_{el}$  Electric power in W
- $\dot{m}$  Mass flow in kg/h
- $c_p$  Specific heat capacity in Wh/(kg K)

#### Heat recovery rate

$$\eta_{HR} = 92\%$$

### Efficiency criterion (electric power)

The overall electrical power consumption of the device is measured at the test facility at an external pressure of 100 Pa (50 Pa, respectively, for the intake and outlet). This includes the general electrical power consumption for operation and control but not for frost protection.

#### Specific electric power

$$P_{el,spec} = 0.35 \text{ Wh/m}^3$$

### Efficiency ratio

The efficiency ratio provides information about the overall energy performance of the respective ventilation unit. It specifies the achieved reduction in ventilation heat losses by using a ventilation unit with heat recovery rather than without.

#### Efficiency ratio

$$\epsilon_L = 0.70$$

## Leakage

The leakage airflow must not exceed 3 % of the average airflow of the unit's operating range.

Internal leakage	External leakage
0.18 %	0.22 %

## Settings and airflow balance

It must be possible to adjust the balance of airflows at the unit itself (either between the exhaust and the outdoor airflows or between the supply and the extract airflows, if the unit is respectively placed inside or outside of the insulated thermal envelope of the building).

- This unit is certified for airflow rates of 80–190 m<sup>3</sup>/h.
- Balancing the airflow rates of the unit is possible.
- The user should have at least all the following setting options:
  - ✓ Switching the system on and off.
  - ✓ Synchronized adjustment of the supply and extract airflows to basic ventilation (70–80 %), standard ventilation (100 %) and increased ventilation (130 %) with a clear indication of the current setting.
- The device has a standby power consumption of 2.00 W. The target value of 1 W was exceeded. The device should be equipped with an additional external switch so that it can be disconnected from the mains, if required.
- After a power failure, the device will automatically resume operation.

## Acoustical testing

The required limit for the sound power level of the device is 35 dB(A) in order to limit the sound pressure level in the installation room. The sound level target value of less than 25 dB(A) in living spaces and less than 30 dB(A) in functional spaces must be ensured by installing commercial silencers. The following sound power levels are met at an airflow rate of 190 m<sup>3</sup>/h:

Device	Duct			
	Outdoor	Supply air	Extract air	Exhaust air
61.2 dB(A)	60.7 dB(A)	57.2 dB(A)	65.0 dB(A)	47.0 dB(A)

- The unit does not fulfil the requirements for the sound power level. The unit must therefore be installed acoustically separated from living areas.
- One example of suitable silencers for supply and extract air ducts is mentioned in the detailed test report or can be obtained from the manufacturer. It is recommended to identify suitable silencers for each individual project.

## Indoor air quality

This unit is to be equipped with the following filter qualities:

Outdoor air filter	Extract air filter
ISO ePM1 50%	ISO Coarse 60%

On the outdoor air side, the filter efficiency of ISO ePM1 50% (F7 according to EN 779) or better is recommended. For the extract air side, a filter efficiency of at least ISO Coarse 60% (G4 according to EN 779) is recommended. If not in standard configuration, the recommended filter is available as an accessory part.

## **Frost protection**

Appropriate measures should be taken to prevent the heat exchanger and optional downstream hydraulic heater coil from getting damaged by frost during extreme winter temperatures ( $-15\text{ }^{\circ}\text{C}$ ). It must be ensured that the unit's ventilation performance is not affected during frost protection cycles.

- Frost protection of the heat exchanger:
  - ✓ In order to protect the heat exchanger from freezing up, the unit is equipped with an external electrical preheater with a power of 1400 W. The laboratory measurement has proved that installed preheater an upper airflow rate and an outdoor air temperature of  $-15\text{ }^{\circ}\text{C}$  is sufficient. By the laboratory testing, the preheater was first activated at an outdoor air temperature of  $-4.1\text{ }^{\circ}\text{C}$ .
- Frost protection of downstream hydraulic heater coils:
  - ✓ In order to protect a downstream hydraulic heater coil, the fans are switched off in case the supply air temperature drops down to  $5\text{ }^{\circ}\text{C}$ . An error message is shown.

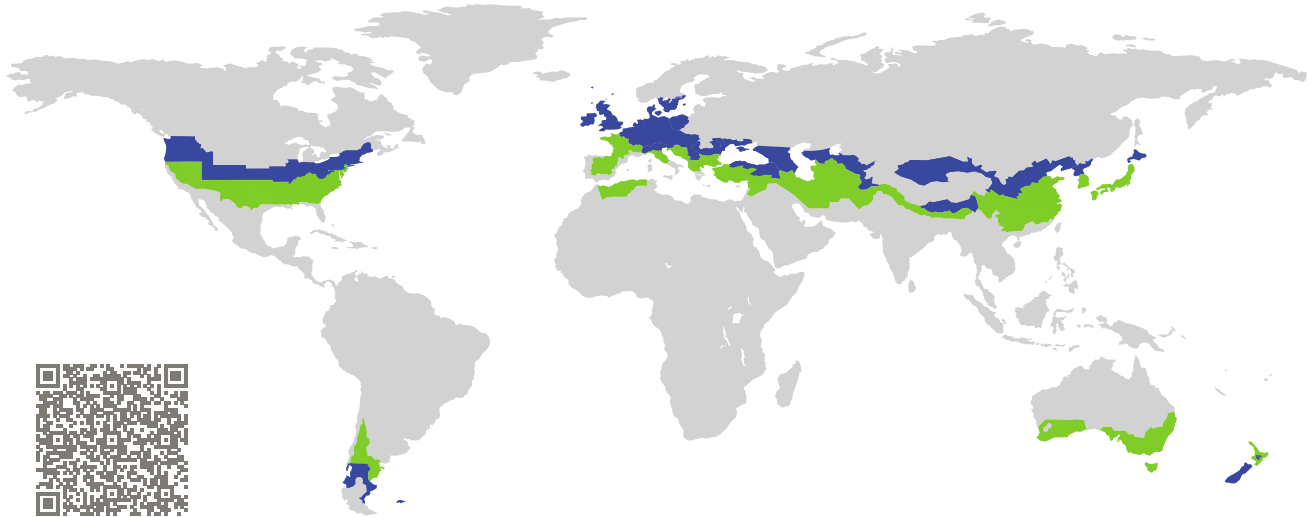


# CERTIFICATE

Certified Passive House Component

Component-ID 0274vs03 valid until 31st December 2020

Passive House Institute  
Dr. Wolfgang Feist  
64283 Darmstadt  
Germany



Category: **Air handling unit with heat recovery**

Manufacturer: **Dantherm A/S  
Denmark**

Product name: **Dantherm HCV 3**

Specification: Airflow rate < 600 m<sup>3</sup>/h

Heat exchanger: Recuperative

**This certificate was awarded based on the product meeting the following main criteria**

Heat recovery rate  $\eta_{HR} \geq 75\%$

Specific electric power  $P_{el,spec} \leq 0.45 \text{ Wh/m}^3$

Leakage < 3%

Comfort Supply air temperature  $\geq 16.5^\circ\text{C}$  at outdoor air temperature of  $-10^\circ\text{C}$

Airflow range

60–140 m<sup>3</sup>/h

Heat recovery rate

$\eta_{HR} = 80\%$

Specific electric power

$P_{el,spec} = 0.29 \text{ Wh/m}^3$

cool, temperate climate



**CERTIFIED  
COMPONENT**

Passive House Institute

**Passive House comfort criterion**

A minimum supply air temperature of 16.5 °C is maintained at an outdoor air temperature of -10 °C.

**Efficiency criterion (heat recovery rate)**

The effective heat recovery rate is measured at a test facility using balanced mass flows of the outdoor and exhaust air. The boundary conditions for the measurement are documented in the testing procedure.

$$\eta_{HR} = \frac{(\theta_{ETA} - \theta_{EHA}) + \frac{P_{el}}{\dot{m} \cdot c_p}}{(\theta_{ETA} - \theta_{ODA})}$$

With

- $\eta_{HR}$  Heat recovery rate in %
- $\theta_{ETA}$  Extract air temperature in °C
- $\theta_{EHA}$  Exhaust air temperature in °C
- $\theta_{ODA}$  Outdoor air temperature in °C
- $P_{el}$  Electric power in W
- $\dot{m}$  Mass flow in kg/h
- $c_p$  Specific heat capacity in Wh/(kg K)

**Heat recovery rate**

$$\eta_{HR} = 80\%$$

**Efficiency criterion (electric power)**

The overall electrical power consumption of the device is measured at the test facility at an external pressure of 100 Pa (50 Pa, respectively, for the intake and outlet). This includes the general electrical power consumption for operation and control but not for frost protection.

**Specific electric power**

$$P_{el,spec} = 0.29 \text{ Wh/m}^3$$

**Efficiency ratio**

The efficiency ratio provides information about the overall energy performance of the respective ventilation unit. It specifies the achieved reduction in ventilation heat losses by using a ventilation unit with heat recovery rather than without.

**Efficiency ratio**

$$\epsilon_L = 0.61$$

## Leakage

The leakage airflow must not exceed 3 % of the average airflow of the unit's operating range.

Internal leakage	External leakage
0.59 %	1.80 %

## Settings and airflow balance

It must be possible to adjust the balance of airflows at the unit itself (either between the exhaust and the outdoor airflows or between the supply and the extract airflows, if the unit is respectively placed inside or outside of the insulated thermal envelope of the building).

- This unit is certified for airflow rates of 60–140 m<sup>3</sup>/h.
- Balancing the airflow rates of the unit is possible.
- The user should have at least all the following setting options:
  - ✓ Switching the system on and off.
  - ✓ Synchronized adjustment of the supply and extract airflows to basic ventilation (70–80 %), standard ventilation (100 %) and increased ventilation (130 %) with a clear indication of the current setting.
- The device has a standby power consumption of 1.00 W. Hereby complies with the target value of 1 W.
- After a power failure, the device will automatically resume operation.

## Acoustical testing

The required limit for the sound power level of the device is 35 dB(A) in order to limit the sound pressure level in the installation room. The sound level target value of less than 25 dB(A) in living spaces and less than 30 dB(A) in functional spaces must be ensured by installing commercial silencers. The following sound power levels are met at an airflow rate of 140 m<sup>3</sup>/h:

Device	Duct			
	Outdoor	Supply air	Extract air	Exhaust air
52.6 dB(A)	62.9 dB(A)	58.7 dB(A)	57.7 dB(A)	66.7 dB(A)

- The unit does not fulfil the requirements for the sound power level. The unit must therefore be installed acoustically separated from living areas.
- One example of suitable silencers for supply and extract air ducts is mentioned in the detailed test report or can be obtained from the manufacturer. It is recommended to identify suitable silencers for each individual project.

## Indoor air quality

This unit is to be equipped with the following filter qualities:

Outdoor air filter	Extract air filter
ISO ePM1 50%	ISO Coarse 60%

On the outdoor air side, the filter efficiency of ISO ePM1 50% (F7 according to EN 779) or better is recommended. For the extract air side, a filter efficiency of at least ISO Coarse 60% (G4 according to EN 779) is recommended. If not in standard configuration, the recommended filter is available as an accessory part.

## **Frost protection**

Appropriate measures should be taken to prevent the heat exchanger and optional downstream hydraulic heater coil from getting damaged by frost during extreme winter temperatures ( $-15^{\circ}\text{C}$ ). It must be ensured that the unit's ventilation performance is not affected during frost protection cycles.

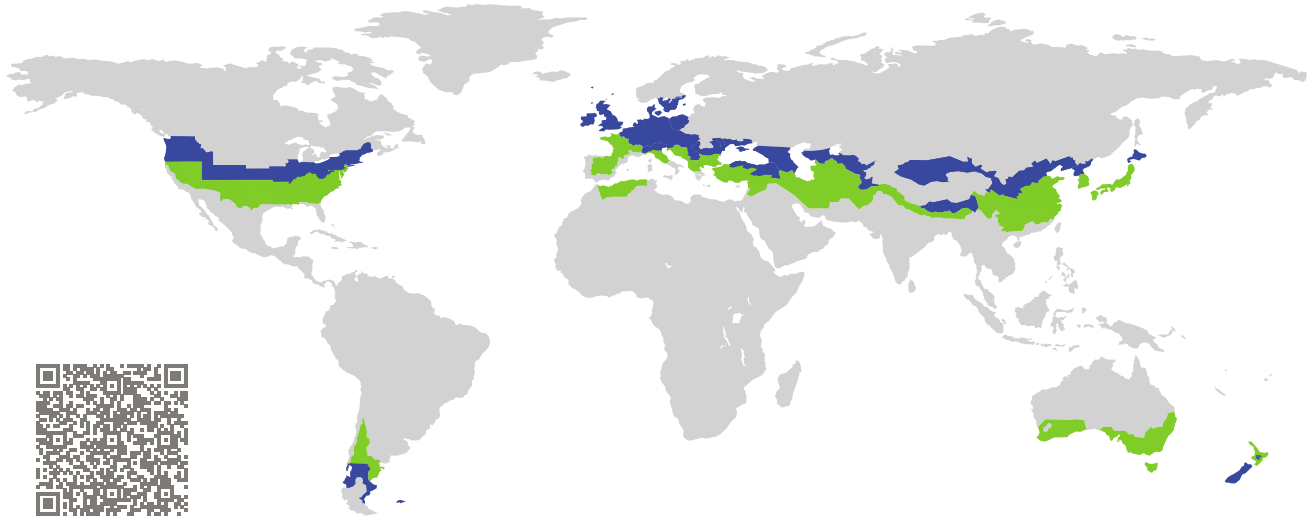
- Frost protection of the heat exchanger:
  - ✓ In order to protect the heat exchanger from freezing an additional frost protection system must be installed in the outdoor air duct. For this purpose the manufacturer recommends the device VEAB CV 12-9-1 MTXL / DN 125 with a heating power of 0.9 kW. Alternatively the manufacturer recommends a system with ground heat exchanger.
- Frost protection of downstream hydraulic heater coils:
  - ✓ In order to protect a downstream hydraulic heater coil in the supply air duct the device is switched off as soon as the supply air temperature falls below  $5^{\circ}\text{C}$ . In this case the display will show an error.

# CERTIFICATE

Certified Passive House Component

Component-ID 0275vs03 valid until 31st December 2020

Passive House Institute  
Dr. Wolfgang Feist  
64283 Darmstadt  
Germany



Category: **Air handling unit with heat recovery**

Manufacturer: **Dantherm A/S  
Denmark**

Product name: **Dantherm HCV 5**

Specification: Airflow rate < 600 m<sup>3</sup>/h

Heat exchanger: Recuperative

**This certificate was awarded based on the product meeting the following main criteria**

Heat recovery rate  $\eta_{HR} \geq 75\%$

Specific electric power  $P_{el,spec} \leq 0.45 \text{ Wh/m}^3$

Leakage < 3%

Comfort Supply air temperature  $\geq 16.5^\circ\text{C}$  at outdoor air temperature of  $-10^\circ\text{C}$

Airflow range

99–220 m<sup>3</sup>/h

Heat recovery rate

$\eta_{HR} = 81\%$

Specific electric power

$P_{el,spec} = 0.27 \text{ Wh/m}^3$

cool, temperate climate



**CERTIFIED  
COMPONENT**

Passive House Institute

**Passive House comfort criterion**

A minimum supply air temperature of 16.5 °C is maintained at an outdoor air temperature of -10 °C.

**Efficiency criterion (heat recovery rate)**

The effective heat recovery rate is measured at a test facility using balanced mass flows of the outdoor and exhaust air. The boundary conditions for the measurement are documented in the testing procedure.

$$\eta_{HR} = \frac{(\theta_{ETA} - \theta_{EHA}) + \frac{P_{el}}{\dot{m} \cdot c_p}}{(\theta_{ETA} - \theta_{ODA})}$$

With

- $\eta_{HR}$  Heat recovery rate in %
- $\theta_{ETA}$  Extract air temperature in °C
- $\theta_{EHA}$  Exhaust air temperature in °C
- $\theta_{ODA}$  Outdoor air temperature in °C
- $P_{el}$  Electric power in W
- $\dot{m}$  Mass flow in kg/h
- $c_p$  Specific heat capacity in Wh/(kg K)

**Heat recovery rate**

$$\eta_{HR} = 81 \%$$

**Efficiency criterion (electric power)**

The overall electrical power consumption of the device is measured at the test facility at an external pressure of 100 Pa (50 Pa, respectively, for the intake and outlet). This includes the general electrical power consumption for operation and control but not for frost protection.

**Specific electric power**

$$P_{el,spec} = 0.27 \text{ Wh/m}^3$$

**Efficiency ratio**

The efficiency ratio provides information about the overall energy performance of the respective ventilation unit. It specifies the achieved reduction in ventilation heat losses by using a ventilation unit with heat recovery rather than without.

**Efficiency ratio**

$$\epsilon_L = 0.63$$

## Leakage

The leakage airflow must not exceed 3 % of the average airflow of the unit's operating range.

Internal leakage	External leakage
0.34 %	2.32 %

## Settings and airflow balance

It must be possible to adjust the balance of airflows at the unit itself (either between the exhaust and the outdoor airflows or between the supply and the extract airflows, if the unit is respectively placed inside or outside of the insulated thermal envelope of the building).

- This unit is certified for airflow rates of 99–220 m<sup>3</sup>/h.
- Balancing the airflow rates of the unit is possible.
- The user should have at least all the following setting options:
  - ✓ Switching the system on and off.
  - ✓ Synchronized adjustment of the supply and extract airflows to basic ventilation (70–80 %), standard ventilation (100 %) and increased ventilation (130 %) with a clear indication of the current setting.
- The device has a standby power consumption of 1.00 W. Hereby complies with the target value of 1 W.
- After a power failure, the device will automatically resume operation.

## Acoustical testing

The required limit for the sound power level of the device is 35 dB(A) in order to limit the sound pressure level in the installation room. The sound level target value of less than 25 dB(A) in living spaces and less than 30 dB(A) in functional spaces must be ensured by installing commercial silencers. The following sound power levels are met at an airflow rate of 220 m<sup>3</sup>/h:

Device	Duct			
	Outdoor	Supply air	Extract air	Exhaust air
51.8 dB(A)	62.2 dB(A)	59.2 dB(A)	57.8 dB(A)	68.6 dB(A)

- The unit does not fulfil the requirements for the sound power level. The unit must therefore be installed acoustically separated from living areas.
- One example of suitable silencers for supply and extract air ducts is mentioned in the detailed test report or can be obtained from the manufacturer. It is recommended to identify suitable silencers for each individual project.

## Indoor air quality

This unit is to be equipped with the following filter qualities:

Outdoor air filter	Extract air filter
ISO ePM1 50%	ISO Coarse 60%

On the outdoor air side, the filter efficiency of ISO ePM1 50% (F7 according to EN 779) or better is recommended. For the extract air side, a filter efficiency of at least ISO Coarse 60% (G4 according to EN 779) is recommended. If not in standard configuration, the recommended filter is available as an accessory part.

### **Frost protection**

Appropriate measures should be taken to prevent the heat exchanger and optional downstream hydraulic heater coil from getting damaged by frost during extreme winter temperatures ( $-15^{\circ}\text{C}$ ). It must be ensured that the unit's ventilation performance is not affected during frost protection cycles.

- Frost protection of the heat exchanger:
  - ✓ In order to protect the heat exchanger from freezing an additional frost protection system must be installed in the outdoor air duct. For this purpose the manufacturer recommends the device VEAB CV 16-12-1 MTXL / DN 160 with a heating power of 1.2 kW. Alternatively the manufacturer recommends a system with ground heat exchanger.
- Frost protection of downstream hydraulic heater coils:
  - ✓ In order to protect a downstream hydraulic heater coil in the supply air duct the device is switched off as soon as the supply air temperature falls below  $5^{\circ}\text{C}$  for at least 255 seconds. In this case the display will show an error.

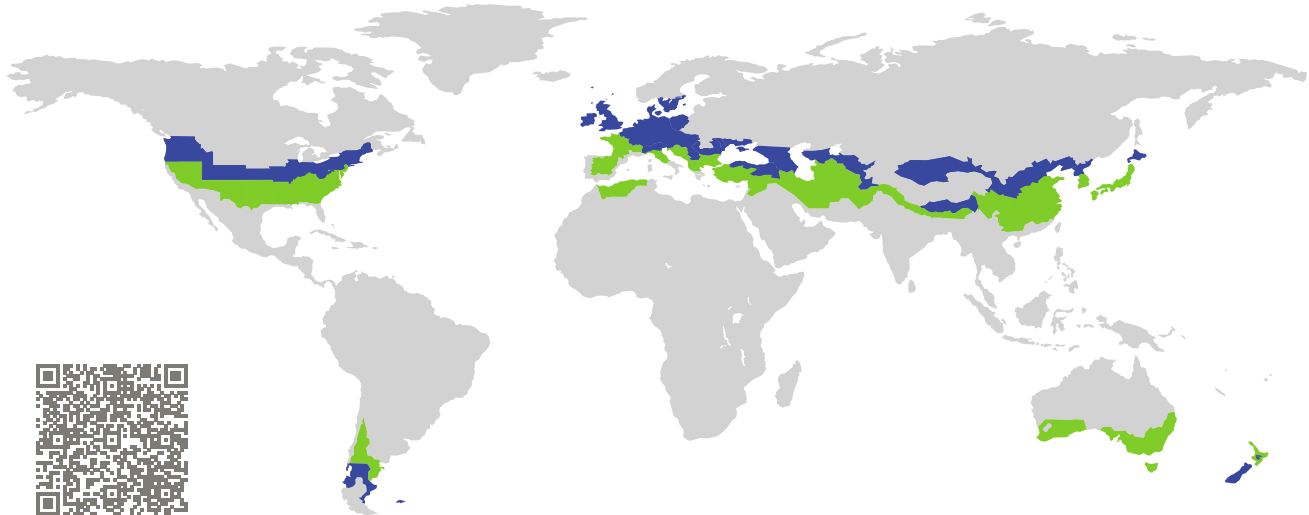


# CERTIFICATE

Certified Passive House Component

Component-ID 0272vs03 valid until 31st December 2020

Passive House Institute  
Dr. Wolfgang Feist  
64283 Darmstadt  
Germany



Category: **Air handling unit with heat recovery**

Manufacturer: **Dantherm A/S  
Denmark**

Product name: **Dantherm HCH 5**

Specification: Airflow rate < 600 m<sup>3</sup>/h

Heat exchanger: Recuperative

**This certificate was awarded based on the product meeting the following main criteria**

Heat recovery rate  $\eta_{HR} \geq 75\%$

Specific electric power  $P_{el,spec} \leq 0.45 \text{ Wh/m}^3$

Leakage < 3%

Comfort Supply air temperature  $\geq 16.5^\circ\text{C}$  at outdoor air temperature of  $-10^\circ\text{C}$

Airflow range

99–220 m<sup>3</sup>/h

Heat recovery rate

$\eta_{HR} = 81\%$

Specific electric power

$P_{el,spec} = 0.27 \text{ Wh/m}^3$

cool, temperate climate



**CERTIFIED  
COMPONENT**

Passive House Institute

**Passive House comfort criterion**

A minimum supply air temperature of 16.5 °C is maintained at an outdoor air temperature of -10 °C.

**Efficiency criterion (heat recovery rate)**

The effective heat recovery rate is measured at a test facility using balanced mass flows of the outdoor and exhaust air. The boundary conditions for the measurement are documented in the testing procedure.

$$\eta_{HR} = \frac{(\theta_{ETA} - \theta_{EHA}) + \frac{P_{el}}{\dot{m} \cdot c_p}}{(\theta_{ETA} - \theta_{ODA})}$$

With

- $\eta_{HR}$  Heat recovery rate in %
- $\theta_{ETA}$  Extract air temperature in °C
- $\theta_{EHA}$  Exhaust air temperature in °C
- $\theta_{ODA}$  Outdoor air temperature in °C
- $P_{el}$  Electric power in W
- $\dot{m}$  Mass flow in kg/h
- $c_p$  Specific heat capacity in Wh/(kg K)

**Heat recovery rate**

$$\eta_{HR} = 81 \%$$

**Efficiency criterion (electric power)**

The overall electrical power consumption of the device is measured at the test facility at an external pressure of 100 Pa (50 Pa, respectively, for the intake and outlet). This includes the general electrical power consumption for operation and control but not for frost protection.

**Specific electric power**

$$P_{el,spec} = 0.27 \text{ Wh/m}^3$$

**Efficiency ratio**

The efficiency ratio provides information about the overall energy performance of the respective ventilation unit. It specifies the achieved reduction in ventilation heat losses by using a ventilation unit with heat recovery rather than without.

**Efficiency ratio**

$$\epsilon_L = 0.63$$

## Leakage

The leakage airflow must not exceed 3 % of the average airflow of the unit's operating range.

Internal leakage	External leakage
0.55 %	0.80 %

## Settings and airflow balance

It must be possible to adjust the balance of airflows at the unit itself (either between the exhaust and the outdoor airflows or between the supply and the extract airflows, if the unit is respectively placed inside or outside of the insulated thermal envelope of the building).

- This unit is certified for airflow rates of 99–220 m<sup>3</sup>/h.
- Balancing the airflow rates of the unit is possible.
- The user should have at least all the following setting options:
  - ✓ Switching the system on and off.
  - ✓ Synchronized adjustment of the supply and extract airflows to basic ventilation (70–80 %), standard ventilation (100 %) and increased ventilation (130 %) with a clear indication of the current setting.
- The device has a standby power consumption of 1.00 W. Hereby complies with the target value of 1 W.
- After a power failure, the device will automatically resume operation.

## Acoustical testing

The required limit for the sound power level of the device is 35 dB(A) in order to limit the sound pressure level in the installation room. The sound level target value of less than 25 dB(A) in living spaces and less than 30 dB(A) in functional spaces must be ensured by installing commercial silencers. The following sound power levels are met at an airflow rate of 220 m<sup>3</sup>/h:

Device	Duct			
	Outdoor	Supply air	Extract air	Exhaust air
51.8 dB(A)	62.2 dB(A)	59.2 dB(A)	57.8 dB(A)	68.6 dB(A)

- The unit does not fulfil the requirements for the sound power level. The unit must therefore be installed acoustically separated from living areas.
- One example of suitable silencers for supply and extract air ducts is mentioned in the detailed test report or can be obtained from the manufacturer. It is recommended to identify suitable silencers for each individual project.

## Indoor air quality

This unit is to be equipped with the following filter qualities:

Outdoor air filter	Extract air filter
ISO ePM1 50%	ISO Coarse 60%

On the outdoor air side, the filter efficiency of ISO ePM1 50% (F7 according to EN 779) or better is recommended. For the extract air side, a filter efficiency of at least ISO Coarse 60% (G4 according to EN 779) is recommended. If not in standard configuration, the recommended filter is available as an accessory part.

### **Frost protection**

Appropriate measures should be taken to prevent the heat exchanger and optional downstream hydraulic heater coil from getting damaged by frost during extreme winter temperatures ( $-15^{\circ}\text{C}$ ). It must be ensured that the unit's ventilation performance is not affected during frost protection cycles.

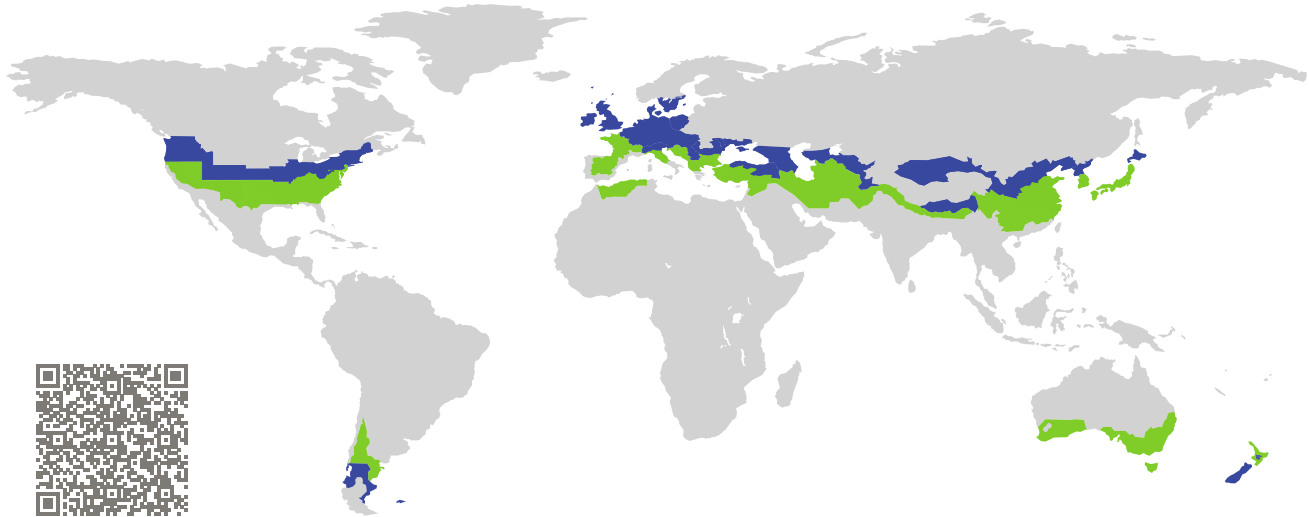
- Frost protection of the heat exchanger:
  - ✓ In order to protect the heat exchanger from freezing an additional frost protection system must be installed in the outdoor air duct. For this purpose the manufacturer recommends the device VEAB CV 16-12-1 MTXL / DN 160 with a heating power of 1.2 kW. Alternatively the manufacturer recommends a system with ground heat exchanger.
- Frost protection of downstream hydraulic heater coils:
  - ✓ In order to protect a downstream hydraulic heater coil in the supply air duct the device is switched off as soon as the supply air temperature falls below  $5^{\circ}\text{C}$  for at least 255 seconds. In this case the display will show an error.

# CERTIFICATE

Certified Passive House Component

Component-ID 0273vs03 valid until 31st December 2020

Passive House Institute  
Dr. Wolfgang Feist  
64283 Darmstadt  
Germany



Category: **Air handling unit with heat recovery**

Manufacturer: **Dantherm A/S  
Denmark**

Product name: **Dantherm HCH 8**

Specification: Airflow rate < 600 m<sup>3</sup>/h

Heat exchanger: Recuperative

**This certificate was awarded based on the product meeting the following main criteria**

Heat recovery rate  $\eta_{HR} \geq 75\%$

Specific electric power  $P_{el,spec} \leq 0.45 \text{ Wh/m}^3$

Leakage < 3%

Comfort Supply air temperature  $\geq 16.5^\circ\text{C}$  at outdoor air temperature of  $-10^\circ\text{C}$

Airflow range

135–340 m<sup>3</sup>/h

Heat recovery rate

$\eta_{HR} = 83\%$

Specific electric power

$P_{el,spec} = 0.26 \text{ Wh/m}^3$

cool, temperate climate



**CERTIFIED  
COMPONENT**

Passive House Institute

**Passive House comfort criterion**

A minimum supply air temperature of 16.5 °C is maintained at an outdoor air temperature of -10 °C.

**Efficiency criterion (heat recovery rate)**

The effective heat recovery rate is measured at a test facility using balanced mass flows of the outdoor and exhaust air. The boundary conditions for the measurement are documented in the testing procedure.

$$\eta_{HR} = \frac{(\theta_{ETA} - \theta_{EHA}) + \frac{P_{el}}{\dot{m} \cdot c_p}}{(\theta_{ETA} - \theta_{ODA})}$$

With

- $\eta_{HR}$  Heat recovery rate in %
- $\theta_{ETA}$  Extract air temperature in °C
- $\theta_{EHA}$  Exhaust air temperature in °C
- $\theta_{ODA}$  Outdoor air temperature in °C
- $P_{el}$  Electric power in W
- $\dot{m}$  Mass flow in kg/h
- $c_p$  Specific heat capacity in Wh/(kg K)

**Heat recovery rate**

$$\eta_{HR} = 83\%$$

**Efficiency criterion (electric power)**

The overall electrical power consumption of the device is measured at the test facility at an external pressure of 100 Pa (50 Pa, respectively, for the intake and outlet). This includes the general electrical power consumption for operation and control but not for frost protection.

**Specific electric power**

$$P_{el,spec} = 0.26 \text{ Wh/m}^3$$

**Efficiency ratio**

The efficiency ratio provides information about the overall energy performance of the respective ventilation unit. It specifies the achieved reduction in ventilation heat losses by using a ventilation unit with heat recovery rather than without.

**Efficiency ratio**

$$\epsilon_L = 0.65$$

## Leakage

The leakage airflow must not exceed 3 % of the average airflow of the unit's operating range.

Internal leakage	External leakage
0.70 %	0.35 %

## Settings and airflow balance

It must be possible to adjust the balance of airflows at the unit itself (either between the exhaust and the outdoor airflows or between the supply and the extract airflows, if the unit is respectively placed inside or outside of the insulated thermal envelope of the building).

- This unit is certified for airflow rates of 135–340 m<sup>3</sup>/h.
- Balancing the airflow rates of the unit is possible.
- The user should have at least all the following setting options:
  - ✓ Switching the system on and off.
  - ✓ Synchronized adjustment of the supply and extract airflows to basic ventilation (70–80 %), standard ventilation (100 %) and increased ventilation (130 %) with a clear indication of the current setting.
- The device has a standby power consumption of 1.40 W. The target value of 1 W was exceeded. The device should be equipped with an additional external switch so that it can be disconnected from the mains, if required.
- After a power failure, the device will automatically resume operation.

## Acoustical testing

The required limit for the sound power level of the device is 35 dB(A) in order to limit the sound pressure level in the installation room. The sound level target value of less than 25 dB(A) in living spaces and less than 30 dB(A) in functional spaces must be ensured by installing commercial silencers. The following sound power levels are met at an airflow rate of 340 m<sup>3</sup>/h:

Device	Duct			
	Outdoor	Supply air	Extract air	Exhaust air
56.3 dB(A)	63.1 dB(A)	63.2 dB(A)	58.8 dB(A)	72.6 dB(A)

- The unit does not fulfil the requirements for the sound power level. The unit must therefore be installed acoustically separated from living areas.
- One example of suitable silencers for supply and extract air ducts is mentioned in the detailed test report or can be obtained from the manufacturer. It is recommended to identify suitable silencers for each individual project.

## Indoor air quality

This unit is to be equipped with the following filter qualities:

Outdoor air filter	Extract air filter
ISO ePM1 50%	ISO Coarse 60%

On the outdoor air side, the filter efficiency of ISO ePM1 50% (F7 according to EN 779) or better is recommended. For the extract air side, a filter efficiency of at least ISO Coarse 60% (G4 according to EN 779) is recommended. If not in standard configuration, the recommended filter is available as an accessory part.

### **Frost protection**

Appropriate measures should be taken to prevent the heat exchanger and optional downstream hydraulic heater coil from getting damaged by frost during extreme winter temperatures ( $-15^{\circ}\text{C}$ ). It must be ensured that the unit's ventilation performance is not affected during frost protection cycles.

- Frost protection of the heat exchanger:
  - ✓ In order to protect the heat exchanger from freezing an additional frost protection system must be installed in the outdoor air duct. For this purpose the manufacturer recommends the device VEAB CV 25-18-1 MTXL / DN 250 with a heating power of 1.8 kW. Alternatively the manufacturer recommends a system with ground heat exchanger.
- Frost protection of downstream hydraulic heater coils:
  - ✓ In order to protect a downstream hydraulic heater coil in the supply air duct the device is switched off as soon as the supply air temperature falls below  $5^{\circ}\text{C}$  for at least 255 seconds. In this case the display will show an error.